

**1** OVERALL FLOOR PLAN - LEVEL 1  
1/8" = 1'-0"

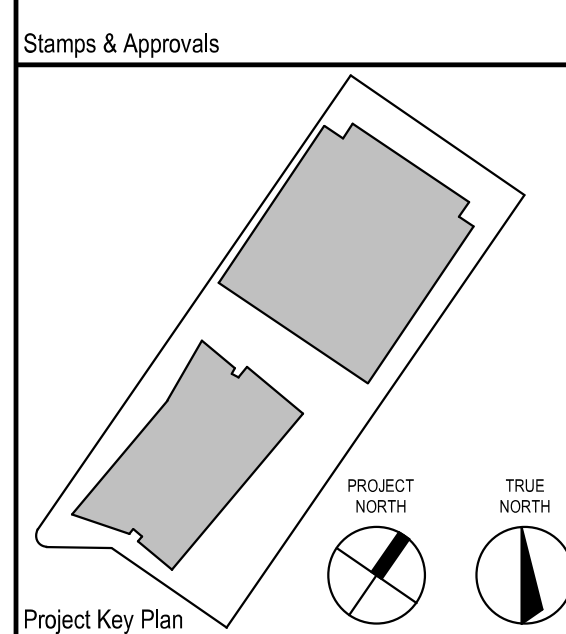
**GENERAL SHEET NOTES**

1. SEE G-002 FOR ARCHITECTURAL GENERAL NOTES, ABBREVIATIONS AND LEGENDS.
2. REFER TO CIVIL & LANDSCAPE DRAWINGS FOR SITE INFORMATION.
3. SEE SHEET A-311 THROUGH A-314 FOR REFLECTED CEILING PLANS.
4. MECHANICAL EQUIPMENT SHOWN FOR REFERENCE ONLY.S.M.D.
5. SEE A-712 FOR E. GRAND EXIT FLOOR PLAN

**INTERIOR WALL LEGEND**

**INTERIOR WALL LEGEND**

- CMU WALL
- FIRE RATED WALL
- TYPICAL PARTITION WALL



**NOT FOR CONSTRUCTION**

Rev	Date	Description

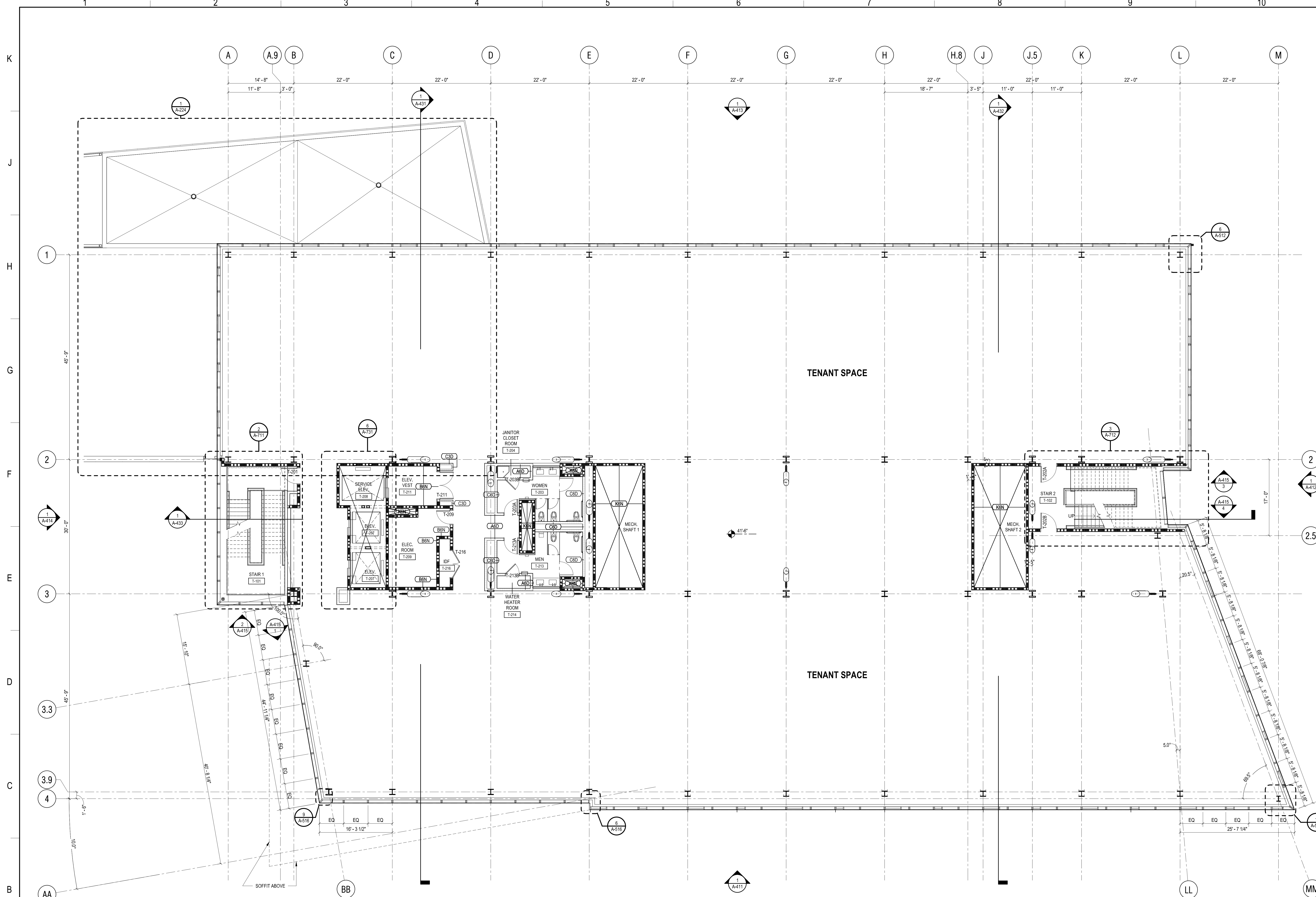


**233 E. GRAND**  
Tower:  
233 E. Grand Ave.  
South San Francisco, CA 94080  
Parking Structure:  
328 Roebling Road  
South San Francisco, CA 94080

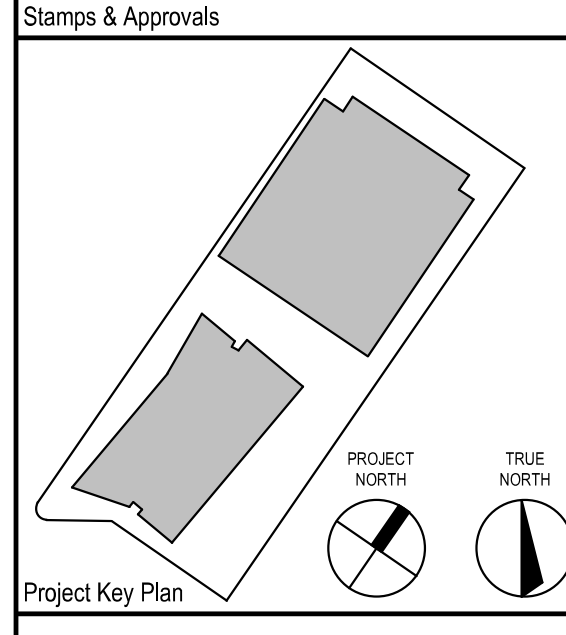
Project Phase DESIGN DEVELOPMENT	
Date 07/02/2020	Drawn By FLAD
Project Number 19419-00	Checked By FLAD

Sheet Title  
**FLOOR PLAN - LEVEL 1**

Sheet Number <b>A-211</b>	Rev. No. 
------------------------------	--------------



**1 OVERALL FLOOR PLAN - LEVEL 2**  
1/8" = 1'-0"



**NOT FOR CONSTRUCTION**

Rev	Date	Description



**233 E. GRAND**  
Tower:  
233 E. Grand Ave.  
South San Francisco, CA 94080  
Parking Structure:  
328 Roebling Road  
South San Francisco, CA 94080

Project Phase DESIGN DEVELOPMENT	
Date 07/02/2020	Drawn By FLAD
Project Number 19419-00	Checked By FLAD

Sheet Title  
**FLOOR PLAN - LEVEL 2**

Sheet Number <b>A-212</b>	Rev. No. 
------------------------------	--------------

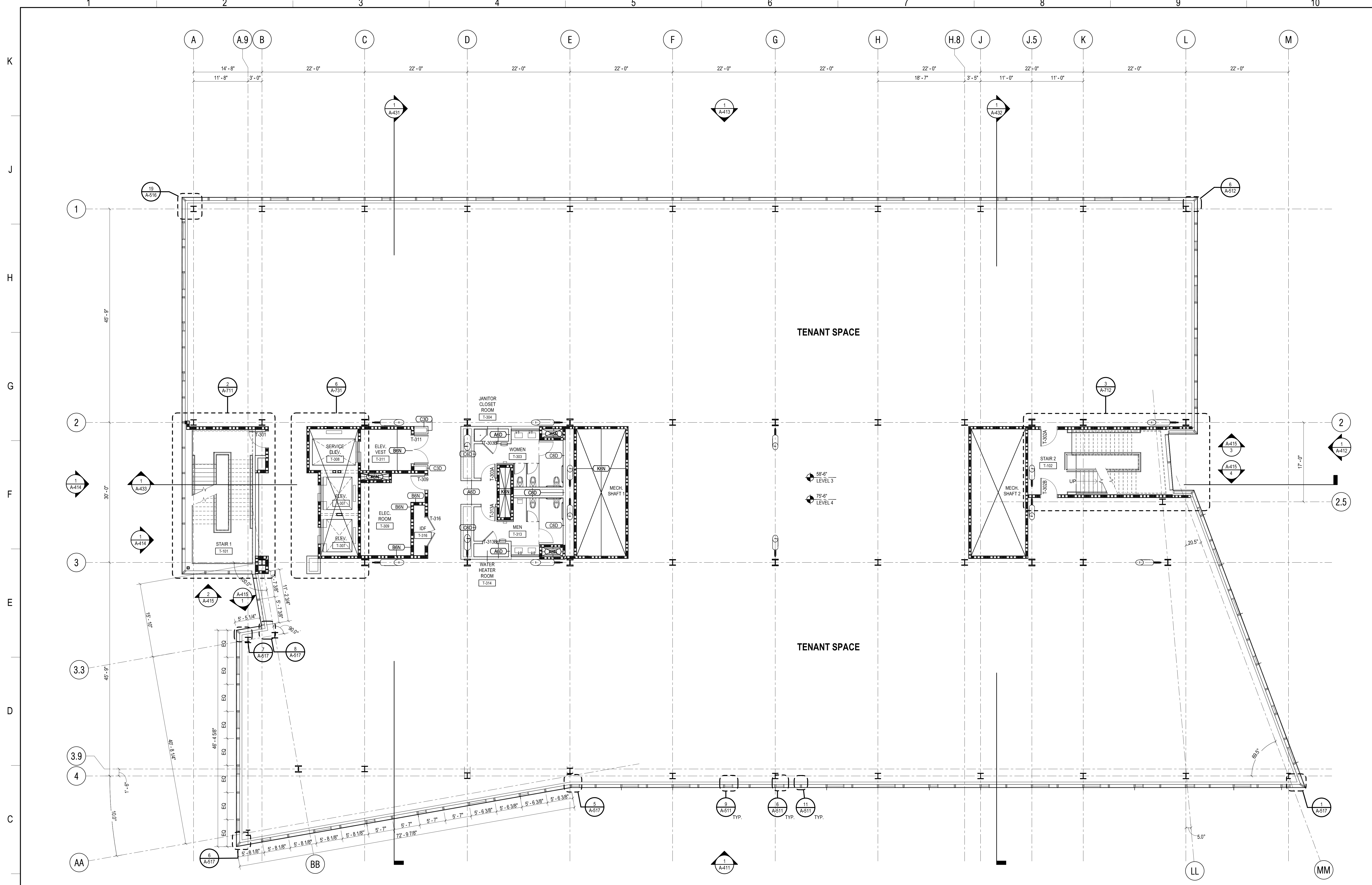
**GENERAL SHEET NOTES**

- SEE G-002 FOR ARCHITECTURAL GENERAL NOTES, ABBREVIATIONS AND LEGENDS.
- REFER TO CIVIL & LANDSCAPE DRAWINGS FOR SITE INFORMATION.
- SEE SHEET A-311 THROUGH A-314 FOR REFLECTED CEILING PLANS.
- MECHANICAL EQUIPMENT SHOWN FOR REFERENCE ONLY.S.M.D.
- SEE A-712 FOR E. GRAND EXIT FLOOR PLAN

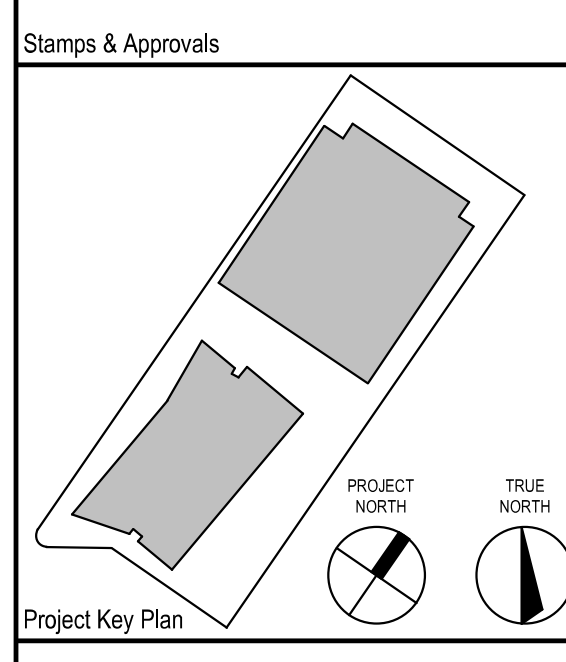
**INTERIOR WALL LEGEND**

**INTERIOR WALL LEGEND**

- CMU WALL
- FIRE RATED WALL
- TYPICAL PARTITION WALL



**1 OVERALL FLOOR PLAN - LEVEL 3 AND 4**  
1/8" = 1'-0"



**NOT FOR CONSTRUCTION**

Rev	Date	Description

Project Title



**233 E. GRAND**  
Tower:  
233 E. Grand Ave.  
South San Francisco, CA 94080  
Parking Structure:  
328 Roebling Road  
South San Francisco, CA 94080

Project Phase DESIGN DEVELOPMENT	
Date 07/02/2020	Drawn By FLAD
Project Number 19419-00	Checked By FLAD

Sheet Title  
**FLOOR PLAN - LEVEL 3 AND 4**

Sheet Number <b>A-213</b>	Rev. No.
------------------------------	----------

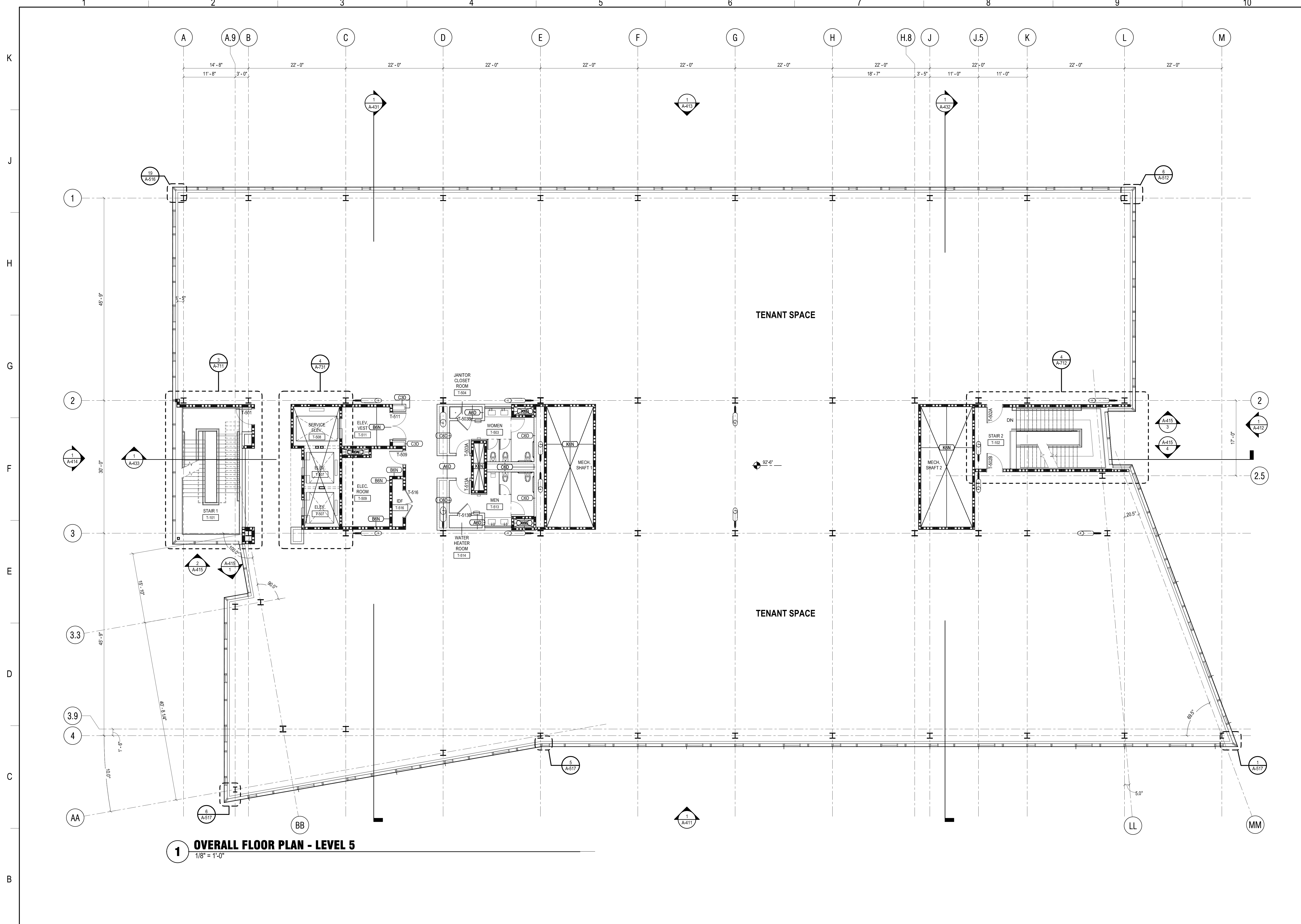
**GENERAL SHEET NOTES**

- SEE G-002 FOR ARCHITECTURAL GENERAL NOTES, ABBREVIATIONS AND LEGENDS.
- REFER TO CIVIL & LANDSCAPE DRAWINGS FOR SITE INFORMATION.
- SEE SHEET A-311 THROUGH A-314 FOR REFLECTED CEILING PLANS.
- MECHANICAL EQUIPMENT SHOWN FOR REFERENCE ONLY, SMD.
- SEE A-712 FOR E. GRAND EXIT FLOOR PLAN

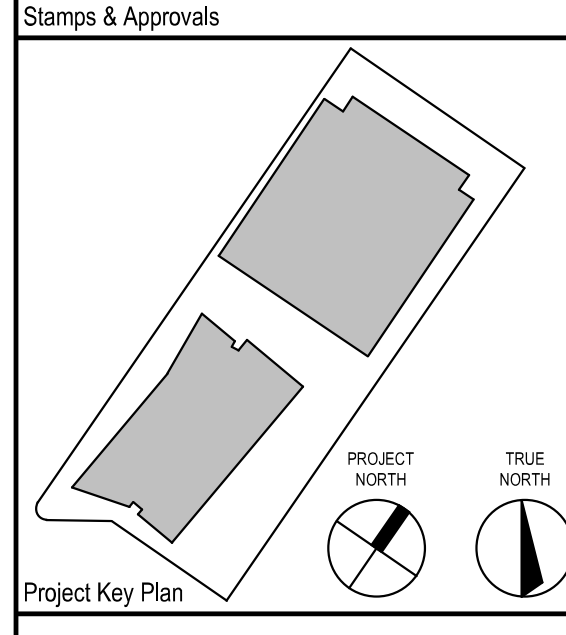
**INTERIOR WALL LEGEND**

**INTERIOR WALL LEGEND**

- CMU WALL
- FIRE RATED WALL
- TYPICAL PARTITION WALL



**1 OVERALL FLOOR PLAN - LEVEL 5**  
1/8" = 1'-0"



**NOT FOR CONSTRUCTION**

Rev	Date	Description

Project Title



**233 E. GRAND**  
Tower:  
233 E. Grand Ave.  
South San Francisco, CA 94080  
Parking Structure:  
328 Roebling Road  
South San Francisco, CA 94080

Project Phase	
DESIGN DEVELOPMENT	
Date	Drawn By
07/02/2020	FLAD
Project Number	Checked By
19419-00	FLAD

Sheet Title  
**FLOOR PLAN - LEVEL 5**

Sheet Number	Rev. No.
<b>A-215</b>	

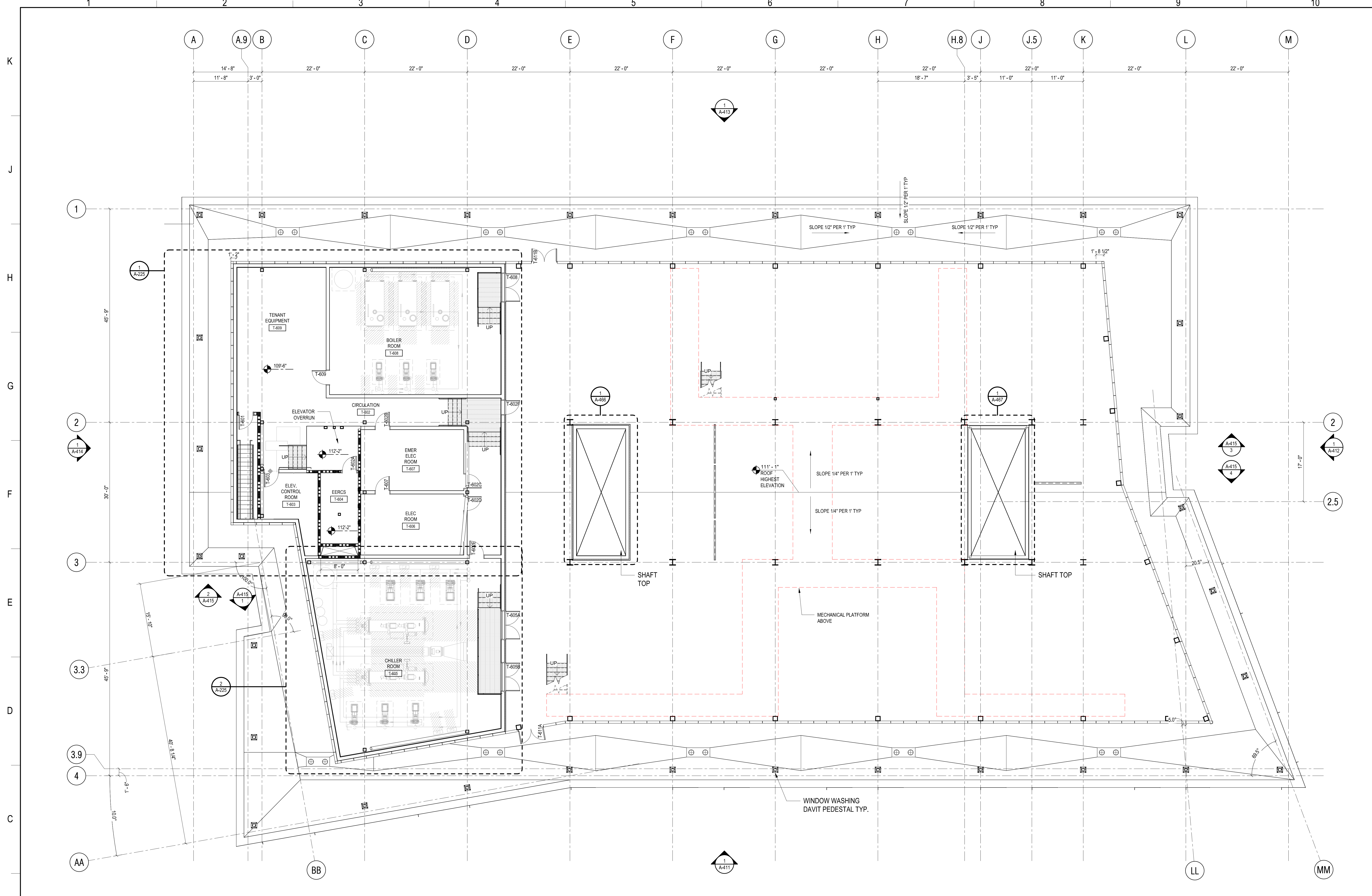
**GENERAL SHEET NOTES**

- SEE G-002 FOR ARCHITECTURAL GENERAL NOTES, ABBREVIATIONS AND LEGENDS.
- REFER TO CIVIL & LANDSCAPE DRAWINGS FOR SITE INFORMATION.
- SEE SHEET A-311 THROUGH A-314 FOR REFLECTED CEILING PLANS.
- MECHANICAL EQUIPMENT SHOWN FOR REFERENCE ONLY, SMD.
- SEE A-712 FOR E. GRAND EXIT FLOOR PLAN

**INTERIOR WALL LEGEND**

**INTERIOR WALL LEGEND**

- CMU WALL
- FIRE RATED WALL
- TYPICAL PARTITION WALL



**1 OVERALL FLOOR PLAN - ROOF**  
1/8" = 1'-0"

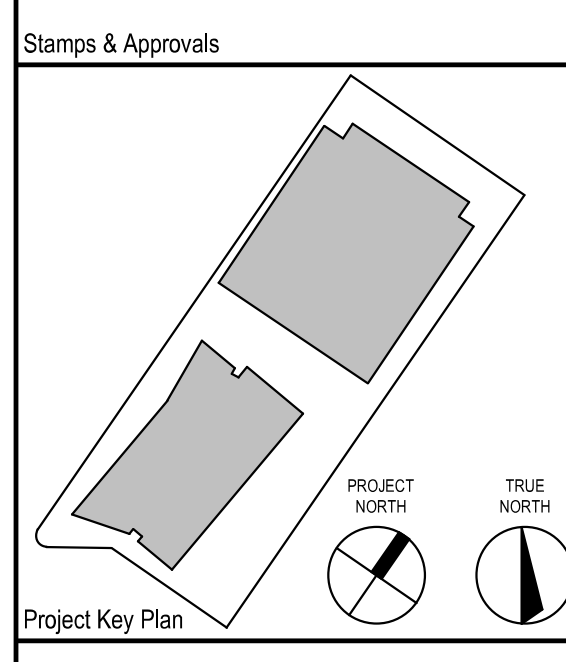
**GENERAL SHEET NOTES**

1. SEE G-002 FOR ARCHITECTURAL GENERAL NOTES, ABBREVIATIONS AND LEGENDS.
2. REFER TO CIVIL & LANDSCAPE DRAWINGS FOR SITE INFORMATION.
3. SEE SHEET A-311 THROUGH A-314 FOR REFLECTED CEILING PLANS.
4. MECHANICAL EQUIPMENT SHOWN FOR REFERENCE ONLY, S.M.D.
5. SEE A-712 FOR E. GRAND EXIT FLOOR PLAN

**INTERIOR WALL LEGEND**

**INTERIOR WALL LEGEND**

- CMU WALL
- FIRE RATED WALL
- TYPICAL PARTITION WALL



**NOT FOR CONSTRUCTION**

Rev	Date	Description

Project Title



**233 E. GRAND**

Tower:  
233 E. Grand Ave.  
South San Francisco, CA 94080

Parking Structure:  
328 Roebling Road  
South San Francisco, CA 94080

Project Phase  
DESIGN DEVELOPMENT

Date	07/02/2020	Drawn By	FLAD
Project Number	19419-00	Checked By	FLAD

Sheet Title  
**FLOOR PLAN - ROOF**

Sheet Number  
**A-216**

Rev. No.